

Handy Handouts®

Free informational handouts for educators, parents, and students

No-Prep Therapy Activity: St. Patrick's Day!

by Mary Lowery, M.S. CCC-SLP

Art by Xareni Ramirez

Use the St. Patrick's Day activity on the following pages to complete the following speech and language activities.

1. Name 3...

.....

- green animals
- objects that are tiny
- holidays

2. Lucky Conversations

.....

What would you do if you found a pot of gold?



3. Articulation

.....

Read or listen to the word below. Circle the words that contain your articulation sound. Practice each word ___ times.

bagpipe	green	March
Blarney Stone	pot	St. Patrick
clover	gold	gold
coins	Irish	rainbow
Ireland	lucky	shamrock
emerald	leprechaun	parade



4. Verbs

.....


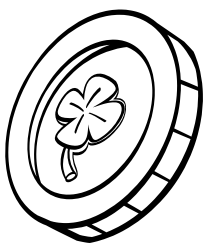






Cut out the leprechauns on the next page. Use the following verbs to say what each leprechaun is doing. Practice using the present and past tense forms of each verb. Glue each leprechaun on the picture, then tell a story about your picture.

- eat
- sing
- jump
- read
- play the bagpipe



For more FREE Handy Handouts®, go to www.handyhandouts.com

Directions: Color and cut out the leprechauns and glue them on the picture scene.



St. Patrick's Day Picture Scene

