


# Handy Handouts®

Free informational handouts for educators, parents, and students

## No-Prep Therapy Activity: Sunshine Speech

by Mary Lowery, M.S., CCC-SLP



Your students will take a shine to this sunny game! Use this no-prep activity to target language (asking and answering questions, basic concepts, vocabulary, etc.), articulation, fluency, and pragmatics (emotions, turn-taking, participating in a game, etc.). Expansion questions are provided on the visual cue page. Rain or shine, this activity will make planning for your speech and language groups a breeze!

### Number of Players

- 2 or more

### Materials Needed

- *Guess My Sunshine* game page (one copy for each player or team)
- Pencils or crayons
- Bingo Chips (optional)
- Laminate game pages and use dry erase markers during game play (optional)

### Object of the Game

Guess your opponent's sunshine by asking "yes" or "no" questions about its characteristics.

### Directions

- Provide each player with a copy of the game found on the next page.
- Each player selects a sunshine that his/her opponent will be attempting to guess
- Begin by asking your opponent a "yes" or "no" question about his/her chosen sunshine
  - o **Example:** You might ask, "Is your sunshine yellow?" If your opponent answers "yes," eliminate all pictures that do not have a yellow sunshine by crossing them out or covering them with a bingo chip. If your opponent answers "no," cross out or cover all the yellow sunshine pictures.
- Take turns asking questions to try to guess your opponent's sunshine. When you feel confident you can guess your opponent's sunshine, do so during your turn.




### Tips for Game Play


- It is helpful for the adult to record the number of the picture chosen for each player and keep the answer safe until the end of the game.
- For groups of players larger than two:
  - o Divide into teams of two.
  - o Designate one player to answer questions and the remaining player to ask the questions. The player who guesses the picture correctly then becomes the player answering questions.
- Use the visual cues found on the following page to help players struggling to identify, label, and describe attributes.

For more FREE Handy Handouts®, go to [www.handyhandouts.com](http://www.handyhandouts.com)


# Guess My Sunshine



# Guess My Sunshine




yellow



orange



pink



big



happy



sad




laughing



winking

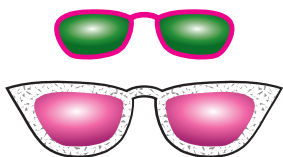


angry




small

Is your sunshine ...



sunglasses



pink cheeks



open eyes



closed eyes



triangle beams



round beams



clouds

Does your sunshine have...

## Expansion Questions

- What do you like to do on a sunny day? A rainy day?
- What is something that makes you feel happy? Sad? Angry?
- What is your favorite season? Why?