

Handy Handouts®

Free informational handouts for educators, parents, and students

No-Prep Therapy Activity: Plan a Spooky Soirée!

by Mary Lowery, M.S., CCC-SLP and Dani Kinsley, M.S., OTR/L

Use the following template to work on vocabulary, expressive language, articulation, rehearsing personal contact information, fine motor skills, and more!

Invite your friends to a spooky soirée!

Fill out the following pages to plan your party. What food will you have? What should your guests wear? What decorations will there be? What games will you play? Then, using your best articulation and language or writing skills, describe the party. Use the sentence starters if you need help telling about your party.





Join us for a Halloween costume Party



Day: _____

Date: _____ Time: _____


Address: _____

R.S.V.P. Phone: _____ - _____ - _____

To: _____



For more FREE Handy Handouts®, go to www.handyhandouts.com




Food and Treats

Decorations



Games and Activities



Sentence Starters


You're invited to _____.

My party begins at _____.

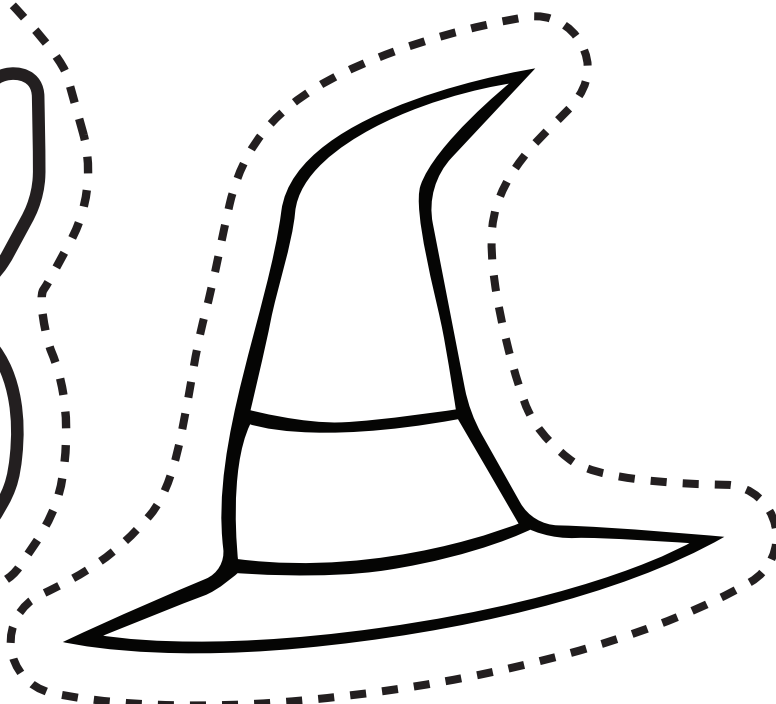


Please wear _____.

We will _____.

My party will be fun because _____.



Cut out the decorations either on the bold outline (more complex) or the dotted margin (less complex). Color them in.








"Map to the Party" Maze

Help your guests follow the map to the party!
Stay inside the lines of the maze, and collect some
candy while you "trick-or-treat" along the way.



WELCOME!

